

# Family and Friends

# 1

Class Book



Naomi Simmons

OXFORD

Mult-ROM



# Family and Friends 1

Class Book



**Naomi Simmons**

**OXFORD**  
UNIVERSITY PRESS

# Scope and sequence



## Starter: Hello!

4

Hello. Goodbye. How are you? I'm fine, thank you. What's your name? My name's ...  
How old are you? I'm ... Numbers 1 – 10 Days of the week Colours of the rainbow

		Words	Grammar	Phonics	Skills
<b>1</b> What's this?	8	School things	What's this? It's a pen.	Initial sounds: <i>a b c d</i> Aa: apple Bb: bird Cc: cat Dd: dog	Reading: a description Listening: identifying objects Speaking: What's this? It's ... Writing: counting words in a sentence, writing about my school things (Workbook)
<b>2</b> Playtime!	14	Toys	my / your Is this your teddy? Yes, it is. No, it isn't.	Initial sounds: <i>e f g h</i> Ee: egg Ff: fig Gg: goat Hh: hat	R: a poem: 'My favourite things' L: identifying favourite things S: What's your favourite ...? W: dividing sentences into words, writing about my favourite toys (WB)
<b>3</b> This is my nose!	20	My body	arm / arms This is ... These are ...	Initial sounds: <i>i j k l</i> Ii: ink Jj: jam Kk: kite Ll: lion	R: instructions L: identifying different animals S: describing an animal's features W: identifying full sentences, writing about my body (WB)
<b>Review 1</b>	26				
<b>4</b> He's a hero!	28	Jobs	She's / He's a teacher. Is she / he a teacher? Yes, she is. No, he isn't.	Initial sounds: <i>m n o p</i> Mm: mum Nn: nurse Oo: orange Pp: pen	R: an autobiography L: identifying people by their jobs S: Is he a doctor? W: capital letters and full stops, writing about my family (WB)
<b>5</b> Where's the ball?	34	The park	Where's the ball? in / on / under	Initial sounds: <i>q r s t u</i> Qq: queen Rr: rabbit Ss: sofa Tt: teddy Uu: umbrella	R: a puzzle text L: identifying objects by location S: Where's the kite? W: capital letters at the start of names, writing about the park (WB)
<b>6</b> Billy's teddy!	40	My family	Possessive 's	Initial sounds: <i>v w x y z</i> Vv: van Ww: window Xx: box Yy: yo-yo Zz: zebra	R: a caption story L: distinguishing details S: Who's this? W: question marks, writing about my family's things (WB)

## Review 2

46

		Words	Grammar	Phonics	Skills
<b>7</b> Are these his trousers?	48	My clothes	<i>This is her / his T-shirt. Are these his socks? Yes, they are. No, they aren't.</i>	<b>The alphabet:</b> the alphabet letter names and their sequence	<b>R:</b> a caption story <b>L:</b> identifying clothes <b>S:</b> <i>What colour are these trousers?</i> <b>W:</b> contractions: 's, writing about my favourite clothes (WB)
<b>8</b> Where's Grandma?	54	My house	<i>Is she in the kitchen? Yes, she is. No, she isn't. Where are Dad and Billy? Are they in the garden? No, they aren't.</i>	<b>Digraphs:</b> <i>sh</i> <i>shoes</i> <i>sheep</i> <i>fish</i>	<b>R:</b> information on a webpage <b>L:</b> listening for location <b>S:</b> <i>Where are the bedrooms?</i> <b>W:</b> identifying vowels, writing about my home (WB)
<b>9</b> Lunchtime!	60	My lunch box	<i>I've got two sandwiches. I haven't got my lunch box. an apple (an + a, e, i, o, u)</i>	<b>Digraphs:</b> <i>ch</i> <i>chair</i> <i>teacher</i> <i>chick</i>	<b>R:</b> information texts <b>L:</b> identifying key words <b>S:</b> <i>I've got a banana and a pear ...</i> <b>W:</b> using <i>a</i> and <i>an</i> , writing about my lunch box (WB)
<b>Review 3</b>	66				
<b>10</b> A new friend!	68	My friends Shapes	<i>He / She's got ... He / She hasn't got ... It's got ... It hasn't got ...</i>	<b>Digraphs:</b> <i>th</i> <i>three</i> <i>bath</i> <i>teeth</i>	<b>R:</b> a descriptive letter <b>L:</b> identifying different friends <b>S:</b> <i>She's got blond hair. Who is it?</i> <b>W:</b> contractions: 's / 've, writing about my friend (WB)
<b>11</b> I like monkeys!	74	The zoo	<i>I like monkeys. I don't like elephants. They're big. I'm little.</i>	<b>CVC words:</b> <i>a</i> <i>cat</i> <i>man</i> <i>fan</i>	<b>R:</b> a poem: 'What am I?' <b>L:</b> identifying preferences <b>S:</b> <i>It's got four legs. It's black and orange.</i> <b>W:</b> identifying adjectives, writing about animals I like (WB)
<b>12</b> Dinnertime!	80	Food Drinks	<i>Do you like carrots? Yes, I do. No, I don't. What do you like? I like yogurt.</i>	<b>CVC words:</b> <i>e</i> <i>bed</i> <i>pen</i> <i>red</i>	<b>R:</b> information texts <b>L:</b> identifying food preferences <b>S:</b> <i>What do you like?</i> <b>W:</b> negative contractions: n't, writing about food I like (WB)
<b>Review 4</b>	86				
<b>13</b> Tidy up!	88	My bedroom Numbers 11 – 20	<i>There's ... There are ...</i>	<b>CVC words:</b> <i>i</i> <i>bin</i> <i>fig</i> <i>tin</i>	<b>R:</b> a descriptive letter <b>L:</b> distinguishing details <b>S:</b> <i>Where are the shoes?</i> <b>W:</b> question marks and full stops, writing about my bedroom (WB)
<b>14</b> Action Boy can run!	94	Verbs	<i>He can / can't fly. Can he talk? Yes, he can. No, he can't.</i>	<b>CVC words:</b> <i>o</i> <i>dog</i> <i>fox</i> <i>log</i>	<b>R:</b> descriptions <b>L:</b> identifying animals <b>S:</b> <i>It can run. It's brown and big.</i> <b>W:</b> contractions: can't, writing about what I can do (WB)
<b>15</b> Let's play ball!	100	The beach	<i>Let's + verb</i>	<b>CVC words:</b> <i>u</i> <i>rug</i> <i>jug</i> <i>sum</i>	<b>R:</b> an information poster <b>L:</b> distinguishing details <b>S:</b> <i>Let's play ball!</i> <b>W:</b> identifying verbs, writing about the beach (WB)

**Review 5** 106

**Grammar reference** 108

## Lesson One

1 Listen, point and repeat. 🎧 01



Rosy



Tim



Billy






Miss Jones

2 Listen and chant. 🎧 02

Hello, Rosy. Hello, Tim. Hello, everyone.  
Hello, Billy and Miss Jones. Come and have some fun!

3 Listen and read. 🎧 03



- 1 Listen to the story again and repeat. Act.
- 2 Ask and answer.



Hello. What's your name?

My name's Pete.  
What's your name?

My name's Jon.



- 3 Listen and sing your name.  04

### Hello, hello!

Hello, hello,  
How are you?  
I'm fine, thank you.  
I'm fine, thank you.

Hello, hello,  
What's your name?

My name's \_\_\_\_\_.

That's my name.


Goodbye, goodbye,  
Goodbye to you ...



# Lesson Three

1 Listen, point and repeat. 05

2 Listen and tick (✓). 06



3 Look at the picture again. Point, ask and answer.

How old are you? I'm seven.


4 Listen and point. Listen and chant. 07

**May**

Sunday					
Monday					
Tuesday					
Wednesday					
Thursday					
Friday					
Saturday					



1 Listen, point and repeat. 08



red



yellow



pink



green



purple




orange



blue

2 Listen and sing. 09

3 Sing and do.



Sing a rainbow!

Red and yellow,  
And pink and green,  
Purple and orange,  
And blue.

I can sing a rainbow,  
Sing a rainbow,  
Sing a rainbow too.

4 Match.

1 2 3 4 5 6 7

orange red pink purple blue green yellow

*Handwritten lines connect the buckets to the labels: 1 to purple, 2 to green, 3 to red, 4 to blue, 5 to yellow, 6 to pink, 7 to orange.*

*adani ycom*

# 1

# What's this?

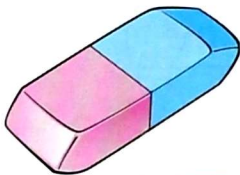
## Lesson One Words

1 Listen, point and repeat.  10

2 Listen and chant.  11




pen



rubber



pencil




ruler



book

3 Listen and read.  12



- 1 Listen to the story again and repeat. Act.
- 2 Look and say.

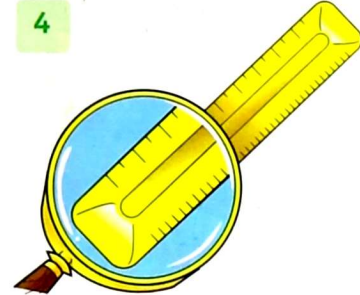
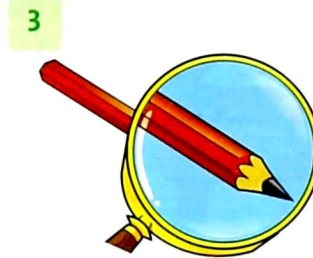

Let's learn!



What's this?  
It's a pen.

What's = What is  
It's = It is

3 Write.



What's this?

It's a pen.

What's this?

\_\_\_\_\_ a rubber.

What's this?

\_\_\_\_\_ a pencil.

What's this?

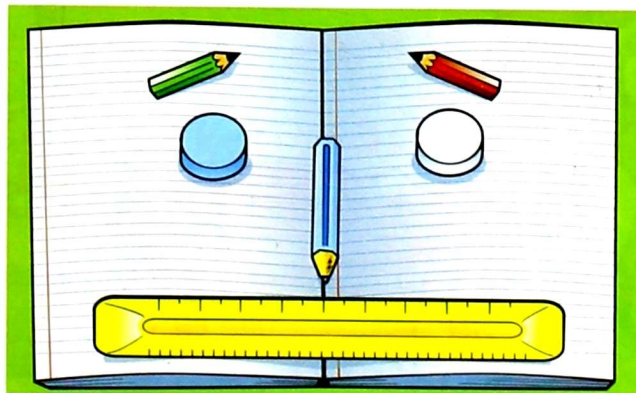
\_\_\_\_\_ a ruler.

4 Point, ask and answer.

pen pencil rubber ruler book

What's this?

It's a pencil.



# Lesson Three Song

1 Listen, point and repeat.  13



bag




door



window

2 Listen and sing.  14

3 Sing and do.



**Open the book!**

What's this?  
What's this?  
It's a book.  
Open the book.  
Close the book.

What's this?  
What's this?  
It's a door ...

What's this?  
What's this?  
It's a bag ...


What's this?  
What's this?  
It's a window ...



1 Listen, point and repeat.  15

**Aa**

apple



**Bb**

bird



**Cc**

cat



**Dd**

dog



2 Listen and chant.  16


This is an apple, a, a, apple.  
 This is a bird, b, b, bird.  
 This is a cat, c, c, cat.  
 This is a dog, d, d, dog.

3 Listen to the sounds and join the letters.  17

What has the dog got?



a c b b c c b  
 b d a d b d c



4 Read and circle the sounds a, b, c, d at the start of the words.




The cat likes birds.  
 The dog likes apples.  
 Here's the cat with the bird.  
 Here's the dog with the apple.



## Reading

- 1 Point to four school things. Say the words.
- 2 Listen and read.  18



1 My name's Emma.  
This is my school bag.

2 This is my pencil case.  
It's green.

3 And this is my pencil.

4 This is my blue pen.  
And this is my pink pen.

5 Look at this! It's a rubber.

6 Can I see your bag?

- 3 Read again. Tick (✓) or cross (x).

1 pencil

3 book


5 door

2 pen

4 ruler

6 rubber

## Listening

1 Listen and tick (✓) the correct picture.  19


## Speaking

2 Open your bag. Ask and answer.



What's this?

It's a ruler.



## Writing

3 Count the words in each sentence.

This is my bag. 4

1 2 3 4

1 This is my pen. \_\_\_\_\_

2 Look at this. \_\_\_\_\_

3 Thank you. \_\_\_\_\_

4 Close the door. \_\_\_\_\_

5 This is a red pencil. \_\_\_\_\_

6 Open the window. \_\_\_\_\_

Complete the writing task on page 13 of the Workbook.



# 2

# Playtime!

## Lesson One Words

1 Listen, point and repeat.  20



doll



ball



teddy



puzzle



car

3 Listen and read.  22





1 Listen to the story again and repeat. Act.

2 Look and say.

Let's learn!



This is **my** bag.



This is **your** doll.



Is this your teddy?  
**No, it isn't.**



Is this your teddy?  
**Yes, it is.**

3 Write.

**my**      **your**




This is your ball.      This is \_\_\_\_\_ bag.      This is \_\_\_\_\_ car.      This is \_\_\_\_\_ puzzle

4 Write.

**Yes, it is.**      **No, it isn't.**



1 Listen, point and repeat. 23



kite



bike



train

2 Listen and sing. 24

3 Sing and do.

## Toys, toys, toys, toys!

Toys, toys, toys, toys,  
Toys, toys, toys!

This is my big red kite,  
My big red kite,  
My big red kite.



This is my big red kite,  
I love toys!


Toys, toys, toys, toys, ...

This is my big blue bike, ...

Toys, toys, toys, toys, ...

This is my big, green train, ...



1 Listen, point and repeat.  252 Listen and chant.  26

I've got an egg, e, e, egg.


I've got a fig, f, f, fig.

I've got a goat, g, g, goat.

I've got a hat, h, h, hat.

3 Listen to the sounds and join the letters.  27

What has the goat got?



## 4 Read and circle the sounds e, f, g, h at the start of the words.



There's an egg with a yellow hat.  
Look, the goat's got a fig.  
The goat likes figs.



## Reading

- 1 Point to an animal and a toy. Say the words.
- 2 Read and listen to the poem.  28

## My Favourite...



What's my favourite toy,  
My favourite one of all?  
Is it my train? Is it my car?  
No, it's my **yellow** ball.

What's my favourite colour?  
You may like it too.  
Is it green? Is it red?  
No, it's the colour **blue**.



What's my favourite animal?  
It's furry and it's fat.  
Is it a dog? Is it a goat?  
No, it's a lovely **cat**.




Tom, age 7

- 3 Read again and write.



My favourite toy is a ball .  
My favourite colour is \_\_\_\_\_ .  
My favourite animal is a \_\_\_\_\_ .

## Listening

1 Listen and match.  29

## Speaking

## 2 Ask and answer about you.

What's your favourite toy?

It's a ...

What's your favourite colour?

It's ...

## Writing

## 3 Circle the words.

This is my bike.

1 This is my teddy.

2 This is your car.

3 It's your red bike.

4 It's my yellow ball.

5 It's my bag.

6 Close the door.

Complete the writing task on page 19 of the Workbook.



# 3

# This is my nose!

## Lesson One Words

1 Listen, point and repeat. 30



arms



nose



face






legs



ears

2 Listen and chant. 31

3 Listen and read. 32



1 Listen to the story again and repeat. Act.

2 Look and say.

Let's learn!



one arm



two arms



These are my arms.



This is my nose.

3 Write.

This is

These are

1




These are my legs.

2



\_\_\_\_\_ my arms.

3



a \_\_\_\_\_ my face

b \_\_\_\_\_ my nose

c \_\_\_\_\_ my ear

4 Circle.

1




legs / leg

2



arm / arms

3



legs / leg

4



arms / arm

# Lesson Three Song

1 Listen, point and repeat.  33



fingers



hands



eyes

2 Listen and sing.  34

3 Sing and do.

## Ten fingers on my hands

Ten fingers on my hands,  
On my hands.

Ten fingers on my hands,  
On my hands.

Two eyes, one nose,  
All on my face.

Ten fingers on my hands,  
On my hands.





1 Listen, point and repeat.  35

Ii

ink




Jj

jam



Kk

kite



Ll

lion

2 Listen and chant.  36

Look at the ink, i, i, ink.

Look at the jam, j, j, jam.

Look at the kite, k, k, kite.

Look at the lion, l, l, lion.

3 Listen to the sounds and join the letters.  37

What has the lion got?



l

i

j

l

i

j

j

k

j

k

j

k

l

i

4 Read and circle the sounds *i*, *j*, *k*, *l* at the start of the words.The lion's got some jam.

The lion's got some ink.

Look! Here is a kite.

Oops! The lion is a mess.

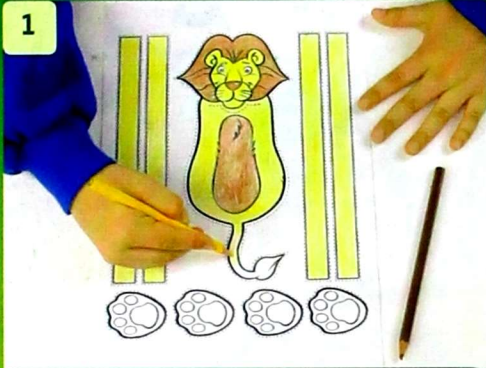


## Reading

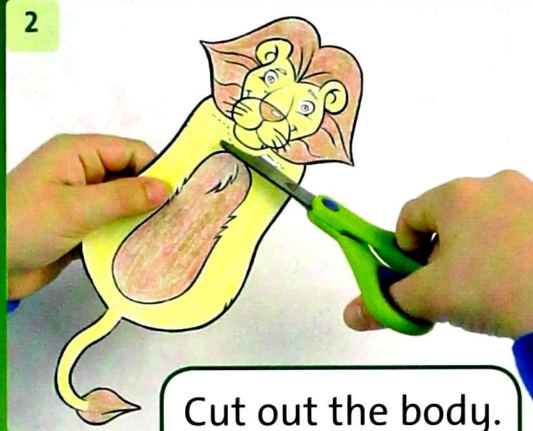
- 1 Point to parts of the body. Say the words.
- 2 Listen and read.  38




Hi. I'm Tom.  
Let's make a paper lion!




1  
Colour the face, the body and the legs. Then colour the paws and tail too.



2  
Cut out the body.  
Now cut the face.



3  
Fold the tail.  
Fold the face.



4  
Cut out the four legs and paws. Fold the legs.

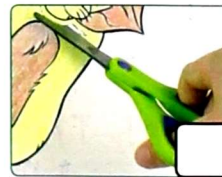
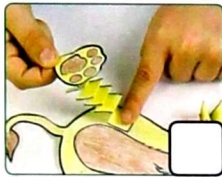




5  
Stick the paws on the legs.  
Stick the legs on the body.







6  
Look! It's a lion.

- 3 Read again. Number the pictures in the correct order.



## Listening

1 Listen and number.  39

## Speaking

2 Look at the pictures again. Ask and answer.

It's brown. The eyes are green.  
What is it?

It's a goat.

## Writing

3 Circle each sentence. Then count.

I'm Tom. This is my paper toy. 2

This is my paper toy. It's a lion. Colour the face and the body.

Fold the face and the tail. Cut out the four legs.

Stick on the legs and the paws.


How many sentences?

Complete the writing task on page 25 of the Workbook.




1 Circle the odd-one-out. Write.

1




pencil



rubber



eight



ruler

eight


2



car



ears



train



teddy

3




book



nose



hands



eyes

4



three



ten



two



bag

5



ball



window



doll



kite

2 Match.

1 What's this?

c

2 What's your name?

3 How old are you?

4 Is it your pencil?

5 How are you?

a I'm ten.

b Yes, it is.

c It's a teddy.

d I'm fine, thank you.

e My name's Alex.

3 Write.

This is      These are      your      my

1 This is my doll.

This is \_\_\_\_\_ teddy.  
These are \_\_\_\_\_ cars.

2 This is \_\_\_\_\_ kite.  
\_\_\_\_\_ your puzzles.

\_\_\_\_\_ my train.

4 Read and circle.



Is it a kite?

Yes, it is.

No, it isn't.



Is it a train?

Yes, it is.

No, it isn't.



Is it a ruler?

Yes, it is.

No, it isn't.



Is it a puzzle?

Yes, it is.

No, it isn't.

5 Circle.



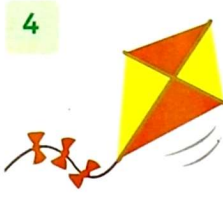
e c a




l j f



b e a



j g k




e i c



c d e

6 Read and colour.

My work in Units 1, 2 and 3 is



# 4

# He's a hero!

## Lesson One Words

1 Listen, point and repeat.  40



teacher



pupil



housewife



fireman




pilot

3 Listen and read.  42

1


Look! Is Billy a teacher?



Yes, he is. And Tim is a pupil.

2

Is Grandma a teacher?



No, she isn't. She's a housewife.

3

Coming ...

Look! The meat ...

Oh no!



4

Look at Grandpa. Is he a fireman?




No, he isn't. But he is a hero!

- 1 Listen to the story again and repeat. Act.
- 2 Look and say.

Let's learn!



She's a housewife.



He's a pupil.



Is she a teacher?  
No, she isn't.



Is he a teacher?  
Yes, he is.

she's = she is  
he's = he is

3 Write.

He's      She's



She's a housewife.



\_\_\_\_\_ a pilot.



\_\_\_\_\_ a fireman.



\_\_\_\_\_ a pupil.

4 Say and answer.

She's a housewife.

Number 3.



# Lesson Three Song


1 Listen, point and repeat.  43



doctor



policeman



farmer

2 Listen and sing.  44

3 Sing and do.

## Two kind doctors

Two kind doctors  
Meet in a lane.  
Hello, hello,  
What's your name?

How are you?  
How are you?  
How are you, again?

Two kind policemen ...

Two kind farmers ...

Two kind teachers ...

Two kind pupils ...





1 Listen, point and repeat.  45

Mm

mum




Nn

nurse



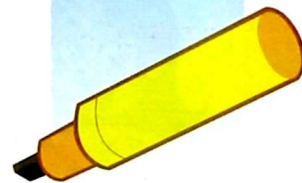
Oo

orange



Pp

pen



2 Listen and chant.  46

This is my mum, m, m, mum.  
 This is my nurse, n, n, nurse.  
 This is my orange, o, o, orange.  
 This is my pen, p, p, pen.

3 Listen to the sounds and join the letters.  47

What has the nurse got?



m m n o p o p  
 n n o m m p o



4 Read and circle the sounds *m*, *n*, *o*, *p* at the start of the words.



My mum is a nurse.  
 She's got an orange and a pen.  
 She can eat the orange.  
 She can write with the pen.



## Reading

1 Point to the jobs. Say the words.

2 Listen and read.  48



My name's Milly.  
I'm seven.  
This is my family.



This is my dad.  
He's a fireman.




This is my mum.  
She's a nurse.



This is my grandpa.  
He's a doctor.



This is me with my  
brother. His name's Joe.  
He's ten. We're pupils.



We're a happy family.

3 Read again. Write Yes or No.


1 Is Dad a pilot? No


2 Is Mum a nurse?       

3 Is Joe seven?       

4 Is Milly a pupil?

Listening

1 Listen and number.  49



Speaking

2 Point, ask and answer.

Is he a doctor?

No, he isn't.



... doctor?



... nurse?



... pupil?



... pilot?



... teacher?

Writing

3 Circle the capital letters and full stops.

This is my family.

1 We're pupils.

2 He's a farmer.

3 This is my mum.

4 She's a nurse.

5 We're a happy family.

6 This is my uncle.

Complete the writing task on page 33 of the Workbook.



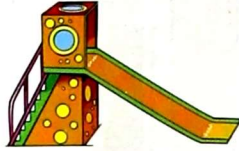
# Where's the ball?

## Lesson One Words


1 Listen, point and repeat. 50



seesaw



slide



net



swing



tree

3 Listen and read. 52




- 1 Listen to the story again and repeat. Act.
- 2 Look and say.

Let's learn!



Where's the ball?  
It's **in** the net.




Where's the ball?  
It's **on** the slide.



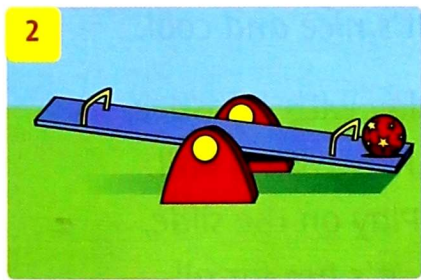
Where's the ball?  
It's **under** the seesaw.

Where's = Where is


3 Write.      in      on      under



It's under the tree.



It's \_\_\_\_\_ the seesaw.


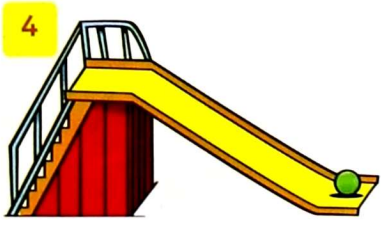



It's \_\_\_\_\_ the swing.

4 Point, ask and answer.

Where's the ball?

It's under the tree.



# Lesson Three Song


1 Listen, point and repeat.  53



pool



ice cream



frisbee

2 Listen and sing.  54

3 Sing and do.


## At the park!

At the park,  
It's so much fun.  
For you, for me, for everyone!

Play on the seesaw,  
Play in the pool.  
Eat an ice cream,  
It's nice and cool.

Play with a frisbee,  
Play with a ball.  
Play on the slide,  
It's fun for all.

At the park,  
It's so much fun.  
For you, for me, for everyone!



1 Listen, point and repeat. 55

Qq

queen




Rr

rabbit



Ss

sofa



Tt

teddy



Uu

umbrella



2 Listen and chant. 56

Where is the queen? Q, q, queen.

Where is the rabbit? R, r, rabbit.

Where is the sofa? S, s, sofa.

Where is the teddy? T, t, teddy.

Where is the umbrella? U, u, umbrella.

3 Listen to the sounds and join the letters. 57

What has the queen got?



t

s

q

t

r

r

t



q

r

u

s

u

q

u



s

u

t

q

t

s

r



4 Read and circle the sounds q, r, s, t, u at the start of the words.

The queen is on the sofa.

The queen has got a rabbit.

The teddy is on the sofa.

The teddy has got an umbrella.




## Reading


1 What can you see in the park? Point and say.


2 Listen, read and point.  58




Look! This is a park. Can you see the boys and girls in the park?  
Where are their toys? Can you help?


1  This is Toby.  
His toy is under a tree.  
What is it?

2  Her name is Sara.  
Can you see her toy?  
It is on the slide.

3  His name is Pete.  
His toy is in the football net.  
Can you see it?

4  This is Anna.  
Her toy is under the swing.  
What is it?

3 Read again. Match the children and toys.



doll

car

kite

frisbee



## Listening

1 Listen and number.  59


## Speaking

2 Ask and answer. *Where's the girl?* *She's under the tree.*

1



2



3



4



5



## Writing

## 3 Circle the capital letters at the start of the names.

This is Tim.

1 My name's Rosy.

2 This is Billy.

3 Look at Billy and Rosy.

4 Good try, Tim.

5 Billy is two.

6 Rosy and Tim are pupils.

Complete the writing task on page 39 of the Workbook.



## Lesson One Words

1 Listen, point and repeat. 60



mum



dad



sister



brother



grandma



grandpa

3 Listen and read. 62



1 Listen to the story again and repeat. Act.

2 Look and say.

Let's learn!



This is Mum's book.



This is Billy's teddy.

3 Follow and write.



Mum



Dad



Rosy



Grandma



Grandpa



It's \_\_\_\_\_ kite.

It's Mum's book.

It's \_\_\_\_\_ umbrella.

It's \_\_\_\_\_ pen.

It's \_\_\_\_\_ bag.

# Lesson Three Song

1 Listen, point and repeat.  63



Here are more people  
in my family.



aunt




uncle



cousin

2 Listen and sing.  64

3 Sing and do.



## In my family

In my family,  
In my family,  
Lots of love,  
For you and for me.

Mum and dad,  
Sister and brother,  
Grandma and grandpa,  
Not like any other.


Aunt and uncle,  
And cousins too,  
My family helps me,  
My family helps you.

In my family, ...

1 Listen, point and repeat. 65

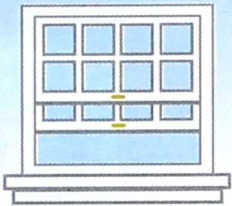
Vv

van



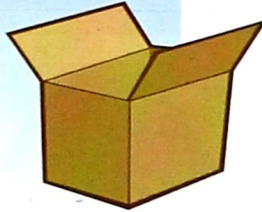
Ww

window



Xx

box



Yy

yo-yo



Zz

zebra



2 Listen and chant. 66

Here is a van, v, v, van.

Here is a window, w, w, window.


Here is a box, x, x, box.

Here is a yo-yo, y, y, yo-yo.


Here is a zebra, z, z, zebra.

3 Listen to the sounds and join the letters. 67

What is in the van?



x	w	y	z	w	x	z
z	x	v	x	z	w	w
y	v	w	y	v	y	x



4 Read and circle the sounds v, w, x, y, z.



Look out of the window.

What can you see?

I can see a zebra in a van.

And a yo-yo on a box.



**Reading**


- 1 Point to the boy's family. Say the family words.
- 2 Listen and read.  68




Hi. I'm Oli. Look at my photos of my family at the park.



1 Can you see my sister's kite? Look, it's in the tree.



2 My dad throws a ball. No. The kite's still in the tree.




3 My aunt and uncle are here too. My uncle throws his hat. But still no kite.



4 Now a bird's in the tree. The bird's got the kite.



5 Look at the bird! Thank you, bird.











6 And here's my sister with her kite. She's happy now. And my family's happy too.

**3 Read again. Write T (true) or F (false).**

- |   |  |
|---|--|
| 1 The family is at the park. <u>  T  </u> | 2 It is Oli's kite. <u>      </u>          |
| 3 The kite is in the net. <u>      </u>   | 4 Oli's sister is happy now. <u>      </u> |

**Listening**

1 Listen and tick (✓) the correct picture.  69





<p>1</p>  <input type="checkbox"/>	 <input checked="" type="checkbox"/>	<p>2</p>  <input type="checkbox"/>	 <input type="checkbox"/>
<p>3</p>  <input type="checkbox"/>	 <input type="checkbox"/>	<p>4</p>  <input type="checkbox"/>	 <input type="checkbox"/>

**Speaking**

2 Point, ask and answer.

Who's this?

It's Oli's dad.

<p>1</p> 	<p>2</p> 	<p>3</p> 	<p>4</p> 
---	--	--	---

**Writing**

3 Circle the question marks and underline the sentences.

What's your name? My name's Oli.

1 How old are you? I'm seven.

2 Who's this? It's Oli's aunt.

3 How are you? I'm fine, thank you.

4 What's this? It's a bird.

5 Where's the kite? It's in the tree.

6 Where's Oli? He's at the park.

Complete the writing task on page 45 of the Workbook.




1 Circle the odd-one-out. Write.

- 1 doctor      nurse      frisbee      housewife
- 2 swing      teacher      seesaw      slide
- 3 aunt      uncle      brother      ice cream
- 4 mum      fireman      policeman      pilot
- 5 net      cousin      tree      pool

frisbee  
teacher  
ice cream  
Mum  
cousin

2 Number the picture.



- 1 ~~sister~~
- 2 dad
- 3 grandma
- 4 grandpa
- 5 aunt
- 6 uncle
- 7 brother
- 8 cousin
- 9 mum



3 Write.

He's      She's






- 1 He's a doctor.      2 she's a nurse.      3 He's a fireman.      4 she's a pupil.

4 Look at the picture again and write.

- 1 Where's the doll?      It's under the toy box.  
 2 Where's the teddy?      It's He's the toy box.  
 3 Where's the ruler?      It's \_\_\_\_\_ the bag.

5 Circle.

1 	2 	3 	4 	5 	6 
p b g	w s z	t l o	w v u	n u m	s r o

6 Read and colour.

**My work in Units 4, 5 and 6 is**

 **OK**     
   **Good**     
    **Excellent**

# 7 Are these his trousers?

## Lesson One Words

1 Listen, point and repeat. 70



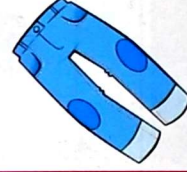
dress



socks



T-shirt



trousers



shorts

3 Listen and read. 72



1 Listen to the story again and repeat. Act.

2 Look and say.

Let's learn!



This is **her** dress.



These are **his** shorts.



Are these her socks?  
Yes, they are.



Are these his trousers?  
No, they aren't.


aren't = are not

3 Write.

his her



These are her socks.



This is his T-shirt.



This is her dress.

4 Point, ask and answer.

Are these her trousers?

No, they aren't.



... her trousers?



... his shorts?



... his trousers?



... her socks?

## 1 Listen, point and repeat. 73



shoes



coat



hat

## 2 Listen and sing. 74

## 3 Sing and do.

### Every day!

Every day,  
I put on my socks,  
I put on my socks,  
Every day.

Every day,  
I put on my socks,  
I put on my shoes,  
Every day.

Every day,  
I put on my socks,  
I put on my shoes,  
I put on my coat,  
Every day.

Every day,  
I put on my socks,  
I put on my shoes,  
I put on my coat,  
I put on my hat,  
Every day.

Goodbye, Mum!




1 Listen and sing.  75

I know my ABC, please sing along with me ...

a b c d e f g h i j k l m n o p  
q r s t u v w x y z

I know my ABC, please sing along with me.


2 Write the letters.



3 Look at the pictures. Write the letters.

t ~~y~~ k c r s

h l m v z u



## Reading

1 Point to the clothes. Say the words.

2 Listen and read.  76



3 Read again. Circle the wrong word and write the correct word.

1 Max is a girl.

boy

2 All Max's shoes are orange.

\_\_\_\_\_

3 Max's favourite colour is green.

\_\_\_\_\_

**Listening**

1 Listen and number. 77








 1



**Speaking**

2 Look at the pictures again. Point, ask and answer.

What colour are these trousers?

They're pink.

What colour is this coat?

It's red.

**Writing**

3 Circle 's and match.

Where's = Where is

It's = It is

What's = What is

He's = He is

1 What's this?  d

2 Where's my hat?

3 It's under the seesaw.

4 She's eight.

5 He's my brother.

a Where is my hat?

b She is eight.

c He is my brother.

d What is this?

e It is under the seesaw.

What letter is missing? 's = \_\_\_ s

Complete the writing task on page 53 of the Workbook.



# 8

# Where's Grandma?

## Lesson One Words

1 Listen, point and repeat.  78



kitchen



living room



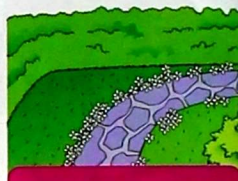
dining room



bedroom



bathroom



garden

3 Listen and read.  80





- 1 Listen to the story again and repeat. Act.
- 2 Look and say.

Let's learn!



**Where's Grandma?**  
**She's** in the dining room.



**Is she** in the kitchen?  
**No, she isn't.**



**Where are** Dad and Billy?  
**They're** in the dining room too.



**Are they** in the living room?  
**No, they aren't.**

they're = they are

3 Write.

Is Are



Is Billy in the bedroom?  
Yes, he is.



Are Mum and Dad in the garden?  
No, they aren't.



Is Rosy's aunt and uncle in the dining room?  
Yes, they are.



Is Rosy in the bathroom?  
No, she isn't.

4 Look at the pictures again. Point, ask and answer.

Where are Rosy's aunt and uncle?


They're in the living room.

# Lesson Three Song

1 Listen, point and repeat.  81



upstairs



downstairs



house



flat

2 Listen and sing.  82

3 Sing and do.

## Come into my house

Come into my house.

What can you see?

Upstairs and downstairs,

Come, follow me.

Go through the door.

Go upstairs.

What's in my bedroom?

Four teddy bears.

Go through the door.


Go downstairs.

What's in the dining room?

Table and chairs.

Come into my house ..




1 Listen, point and repeat.  83

sh


shoes



sheep



fish




2 Listen and chant.  84

Shirley's shoes are red,  
Her T-shirt is blue.  
She's got a toy sheep,  
And a toy fish too.  
The sheep is white,  
The fish is blue.  
Shirley wants to play,  
With me and you.




3 Read the chant again. Circle the *sh* sounds.

4 Look at the picture and circle the correct sound.



sh h s



sh h s



sh h s




sh h s

## Reading


1 Point to the rooms. Say the words.

2 Listen and read.  85


Andy's homepage
My flat
My family
My friends
My school




My name's Andy. This is a photo of my family in our flat. We are in the living room.




Here is the dining room. It is little but the table is big. The kitchen is next door. It is yellow and white.



There are three bedrooms. The big bedroom is for my mum and dad.



This is my bedroom. Next door is my sister's bedroom.



And this is the balcony. Look, you can see my favourite tree.

Can you see my sister in a photo?

Add picture


Remove picture

3 Read again and write.

bedroom      flat      living room      dining room

- 1 There are photos of Andy's flat.
- 2 The sofa is in the living room.
- 3 The bedroom is little.
- 4 One dining room is big.

## Listening

1 Listen and number.  86

## Speaking

2 Look at the picture again. Ask and answer.

living room    bathrooms    dining room    bedrooms    kitchen

Where are the bedrooms?

They're upstairs.

Where's the kitchen?

It's downstairs.

## Writing

3 Say the vowel letters. Circle the vowels in the words.

a    e    i    o    u

1 This is a kitchen.

3 Here are two bathrooms.

5 Where's Grandma?

This is my house.

2 She's in the dining room.


4 Well done, Rosy.

6 The bedrooms are upstairs.

Complete the writing task on page 59 of the Workbook.



## Lesson One Words

1 Listen, point and repeat.  87

2 Listen and chant.  88




lunch box




sandwich




drinks



apple





banana



biscuit

3 Listen and read.  89



1 Listen to the story again and repeat. Act.

2 Look and say.

Let's learn!



I've got two sandwiches.



I haven't got my lunch box.



I've got an apple.

I've got = I have got  
haven't got = have not got

3 Write.

I've got    I haven't got

1



I haven't got a drink.

2



I've got a lunch box.

3



I haven't got a sandwich.

4



I've got a banana.

5



I've got two drinks.

6



I haven't got an apple.

4 Look at the pictures again. Say and answer.

a sandwich    an orange    a drink    a lunch box    an apple    a banana

I've got two drinks.

Number 5!

## Lesson Three Song

1 Listen, point and repeat.  90



tomato



pear



grapes

2 Listen and sing.  91

3 Sing and do.

### Open my lunch box!

Open my lunch box.  
What can you see?  
I've got a sandwich,  
You can share with me.

I've got a tomato.  
I've got a pear.  
And I've got some grapes,  
And I'm happy to share.






1 Listen, point and repeat. 92

ch

chair



teacher



chick



2 Listen and chant. 93

My name's Charlie.

This is my teacher.

She's on a chair.


She's got a little chick.

Chirp, chirp, chirp, says the chick.

Chirp, chirp, chirp, says the chick.

My teacher's on a chair.

She's got a little chick.



3 Read the chant again. Circle the ch sounds.

4 Look at the picture and circle the correct sound.

1



ch

h

c

2



c

k

ch

3




ch

c

h

4



s

c

ch

Reading

- 1 Point to the food. Say the words.
- 2 Listen and read. 94



In my lunch box I've got a cheese sandwich and a banana. I've got an orange. I haven't got a biscuit. I haven't got a drink today.



In my lunch box I've got a cheese and tomato sandwich. I haven't got a banana but I've got an apple. I've got a drink today.



I've got a pear and a biscuit in my lunch box. I've got two sandwiches. They're egg. My drink is water. I haven't got an apple today.



- 3 Read again. Write A, B or C.



Her lunch box is A.



Her lunch box is C.



His lunch box is B.

Listening

- 1 Listen and t



Speaking

- 2 Look at the

a sandwich

I've got an

Writing

- 3 Write.

an + a, e,

1 This is

3 I've g

5 It's

Complete the w

Listening

1 Listen and tick (✓). 95

1			✓		✓	✓		
2	✓		✓				✓	
3		✓	✓					

Speaking

2 Look at the pictures again. Ask and answer.

a sandwich      an egg      an apple      a pear      a banana  
 an orange      a biscuit      eight grapes

I've got an orange. I've got a pear. What colour is my lunch box?

Your lunch box is blue.

Writing

3 Write.

an + a, e, i, o, u      This is **an** orange.      This is **a** pear.

1 This is a biscuit.

2 I've got an apple.

3 I've got an egg.

4 This is a hat.

5 It's a sandwich.

6 I haven't got an umbrella.

Complete the writing task on page 65 of the Workbook.

